Administrative Office of the Courts
Information Services Division Project Allocation & Expenditure Update
Expenditures and Encumbrances June 30, 2013

	Initiatives--JIS Transition	ALLOTTED	EXPENDED	VARIANCE
2.	**Capability Improvement Phase I**			
2.4	Implement IT Portfolio Management (ITPM)	$239,400	$233,500	$5,900
	Capability Improvement Phase I-Subtotal	**$239,400**	**$235,909**	**$5,900**
3.	**Capability Improvement Phase II**			
3.4	Implement IT Service Management	$62,119	$62,119	$0
	Capability Improvement Phase II-Subtotal	**$62,119**	**$62,119**	**$0**
4.	**Capability Improvement Phase III**			
4.2	Mature Application Development Capability	$68,869	$0	$68,869
	Capability Improvement Phase III-Subtotal	**$68,869**	**$0**	**$68,869**
7.	**Information Networking Hub (INH)**			
7.6	Information Networking Hub (INH)	$2,582,325	$522,984	$2,059,341
	Information Networking Hub (INH) - Subtotal	**$2,582,325**	**$680,293**	**$2,059,341**
	Ongoing Activities			
12.1	Natural To COBOL Conversion	$515,668	$515,668	$0
12.2	SCOMIS DX	$1,574,344	$1,507,131	$67,213
	Ongoing Activities-Subtotal	**$2,090,012**	**$2,022,799**	**$67,213**
	JIS Transition Subtotal	**$5,042,725**	**$3,001,120**	**$2,201,323**
	Superior Court CMS			
	Initial Allocation	$4,973,000	$2,076,070	$2,896,930
	COTS	$0	$0	$0
	Superior Court CMS Subtotal	**$4,973,000**	**$1,924,813**	**$2,896,930**
	ITG Projects			
	ITG #045 - Appellate Court E-Filing Electronic Content Management System (ECMS)	$980,000	$108,620	$871,380
	To be Allocated	$470,600	$0	$470,600
	ITG Projects Subtotal	**$1,450,600**	**$9,793**	**$1,341,980**
	Equipment Replacement			
	Equipment Replacement - External	$628,000	$628,000	$0
	Equipment Replacement - Internal	$550,000	$542,907	$7,093
	Equipment Replacement Subtotal	**$1,178,000**	**$1,101,275**	**$7,093**
	TOTAL 2011-2013	**$12,644,325**	**$6,037,001**	**$6,447,326**

	Additional Funding Requirements			
7.6	Information Networking Hub (INH)	$881,000	N/A	N/A
	COTS Preparation Track	$242,000	N/A	N/A
	Unfunded Costs	**$1,123,000**	**N/A**	**N/A**

Administrative Office of the Courts
Information Services Division Project Allocation & Expenditure Update
DRAFT 2013-2015 Initial Allocation

Initiatives--JIS Transition	ALLOTTED	EXPENDED	VARIANCE
Information Networking Hub (INH)			
Information Networking Hub (INH)	$1,500,000	$0	$1,500,000
Information Networking Hub (INH) - Subtotal	**$1,500,000**	**$0**	**$1,500,000**
Superior Court CMS			
Initial 13-15 Allocation *	$8,400,000	$0	$8,400,000
COTS Prep	$2,900,000	$0	$2,900,000
Superior Court CMS Subtotal	**$11,300,000**	**$0**	**$11,300,000**
Electronic Content Management System			
ECMS *	$333,000	$0	$333,000
ECMS Subtotal	**$333,000**	**$0**	**$333,000**
Equipment Replacement			
Equipment Replacement - External	$1,199,000	$0	$1,199,000
Equipment Replacement - Internal	$2,138,000	$0	$2,138,000
Equipment Replacement Subtotal	**$3,337,000**	**$0**	**$3,337,000**
TOTAL 2013-15	**$16,470,000**	**$0**	**$16,470,000**

* 2014 supplemental budget requests will be submitted for the SC-CMS ($5.1 m) and the ECMS ($1.1 m)

DRAFT

Administrative Office of the Courts
Estimated Revenue and Expenditures Judicial Information Systems Account

2013-2015 Estimated JIS Account Balance	
Total Estimated JIS Resources Available	**$59,777,765**
13-15 Initial JIS Appropriation	($30,141,000)
Estimated Funding Available	**$29,636,765**
SC-CMS Project (Staff, Comm, G/S, Travel, Stkhldr Impact)	($5,533,852)
Proposed Vendor Costs **($2.8 m plus 2014 supplemental request for $5.1 m)**	($8,171,920)
COTS Prep	($2,900,000)
Equip. Replacement	($3,337,000)
ECMS **($333,000 plus 2014 supplemental request for $1,093,000)**	($1,426,000)
INH	($1,500,000)
Est. Underexpenditure	$2,100,000
Total Est. Costs	**($20,768,772)**
Estimated Amount Remaining	**$8,867,993**

2015-2017 Estimated JIS Account Balance	
Total Estimated JIS Resources Available	**$47,867,993**
15-17 Initial JIS Appropriation	($27,141,000)
Estimated Funding Available	**$20,726,993**
SC-CMS Project (Staff, Comm, G/S, Travel, Stkhldr Impact)	($6,359,159)
Proposed Vendor Costs	($9,006,895)
Equip. Replacement	($1,072,034)
CLJ Est.	($2,000,000)
ECMS	($400,000)
Est. Underexpenditure	$2,100,000
Total Est. Costs	**($16,738,088)**
Estimated Amount Remaining	**$3,988,905**

Administrative Office of the Courts
Estimated Revenue and Expenditures Judicial Information Systems Account

2017-2019 Estimated JIS Account Balance	
Total Estimated JIS Resources Available	**$42,988,905**
17-19 Initial JIS Appropriation	($27,541,000)
Estimated Funding Available	**$15,447,905**
SC-CMS Project (Staff, Comm, G/S, Travel, Stkhldr Impact)	($3,369,795)
Proposed Vendor Costs	($7,114,087)
Equip. Replacement	($880,044)
CLJ Est.	($5,900,000)
Est. Underexpenditure	$2,100,000
Total Est. Costs	**($15,163,926)**
Estimated Amount Remaining	**$283,979**

2019-2021 Estimated JIS Account Balance	
Total Estimated JIS Resources Available	**$39,283,979**
17-19 Initial JIS Appropriation	($27,541,000)
Estimated Funding Available	**$11,742,979**
SC-CMS Project (Staff, Comm, G/S, Travel, Stkhldr Impact)	($2,218,272)
Proposed Vendor Costs	($2,029,050)
Equip. Replacement	($1,186,252)
CLJ Est.	($5,900,000)
Est. Underexpenditure	$2,100,000
Total Est. Costs	**($9,233,574)**
Estimated Amount Remaining	**$2,509,405**

Administrative Office of the Courts
Estimated Revenue and Expenditures Judicial Information Systems Account

2021-2023 Estimated JIS Account Balance	
Total Estimated JIS Resources Available	**$41,509,405**
17-19 Initial JIS Appropriation	($27,541,000)
Estimated Funding Available	**$13,968,405**
SC-CMS Project (Staff, Comm, G/S, Travel, Stkhldr Impact)	($1,663,704)
Proposed Vendor Costs	($2,152,618)
Equip. Replacement (Estimate)	($1,000,000)
CLJ Est.	($5,900,000)
Total Est. Costs	**($10,716,322)**
Estimated Amount Remaining	**$3,252,083**

2023-2025 Estimated JIS Account Balance-ONE YEAR ONLY	
Total Estimated JIS Resources Available	**$21,126,042**
17-19 Initial JIS Appropriation	($13,770,500)
Estimated Funding Available	**$7,355,542**
SC-CMS Project (Staff, Comm, G/S, Travel, Stkhldr Impact)-ONE YEAR	($831,852)
Proposed Vendor Costs ONE YEAR	($562,491)
Equip. Replacement (Estimate)- ONE YEAR	($500,000)
CLJ Est.-ONE YEAR	($2,950,000)
Total Est. Costs	**($4,844,343)**
Estimated Amount Remaining	**$2,511,199**

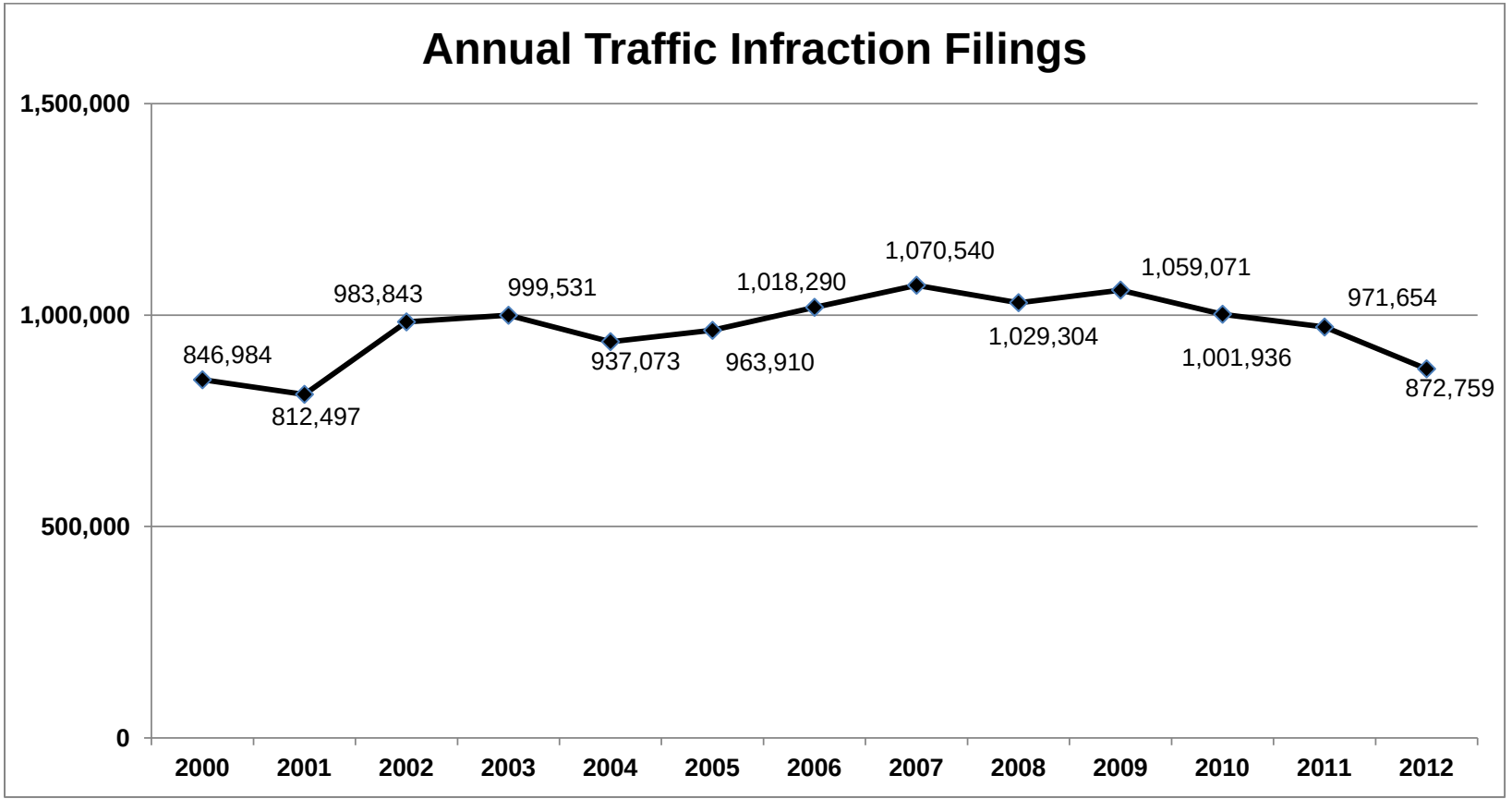
Annual Traffic Infraction Filings
1,500,000
1,000,000
500,000
0
846,984
812,497
983,843
999,531
937,073
963,910
1,018,290
1,070,540
1,029,304
1,059,071
1,001,936
971,654
872,759
2000
2001
2002
2003
2004
2005
2006
2007
2008
2009
2010
2011
2012

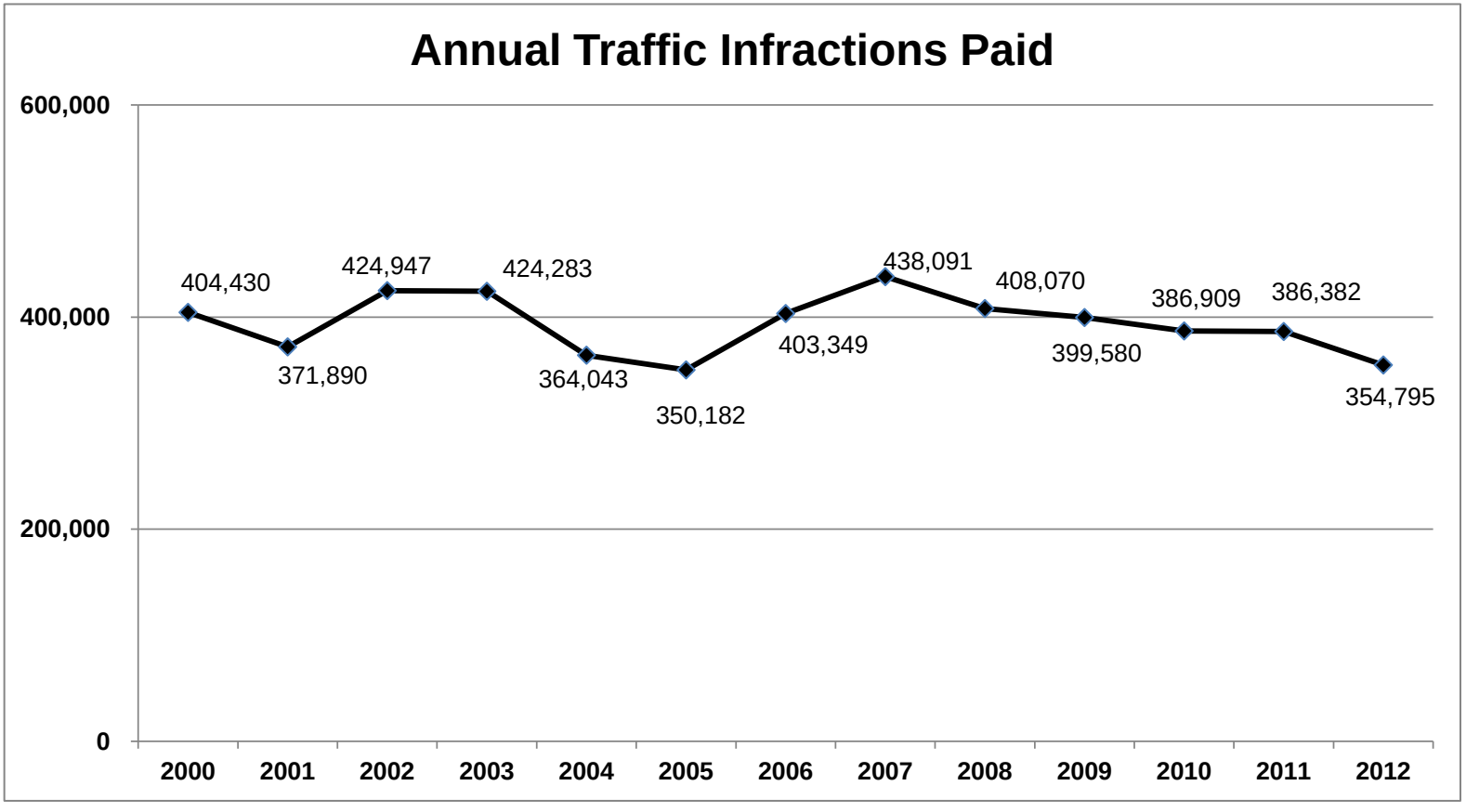
Annual Traffic Infractions Paid
600,000
400,000
200,000
0
404,430
371,890
424,947
424,283
364,043
350,182
403,349
438,091
408,070
399,580
386,909
386,382
354,795
2000
2001
2002
2003
2004
2005
2006
2007
2008
2009
2010
2011
2012

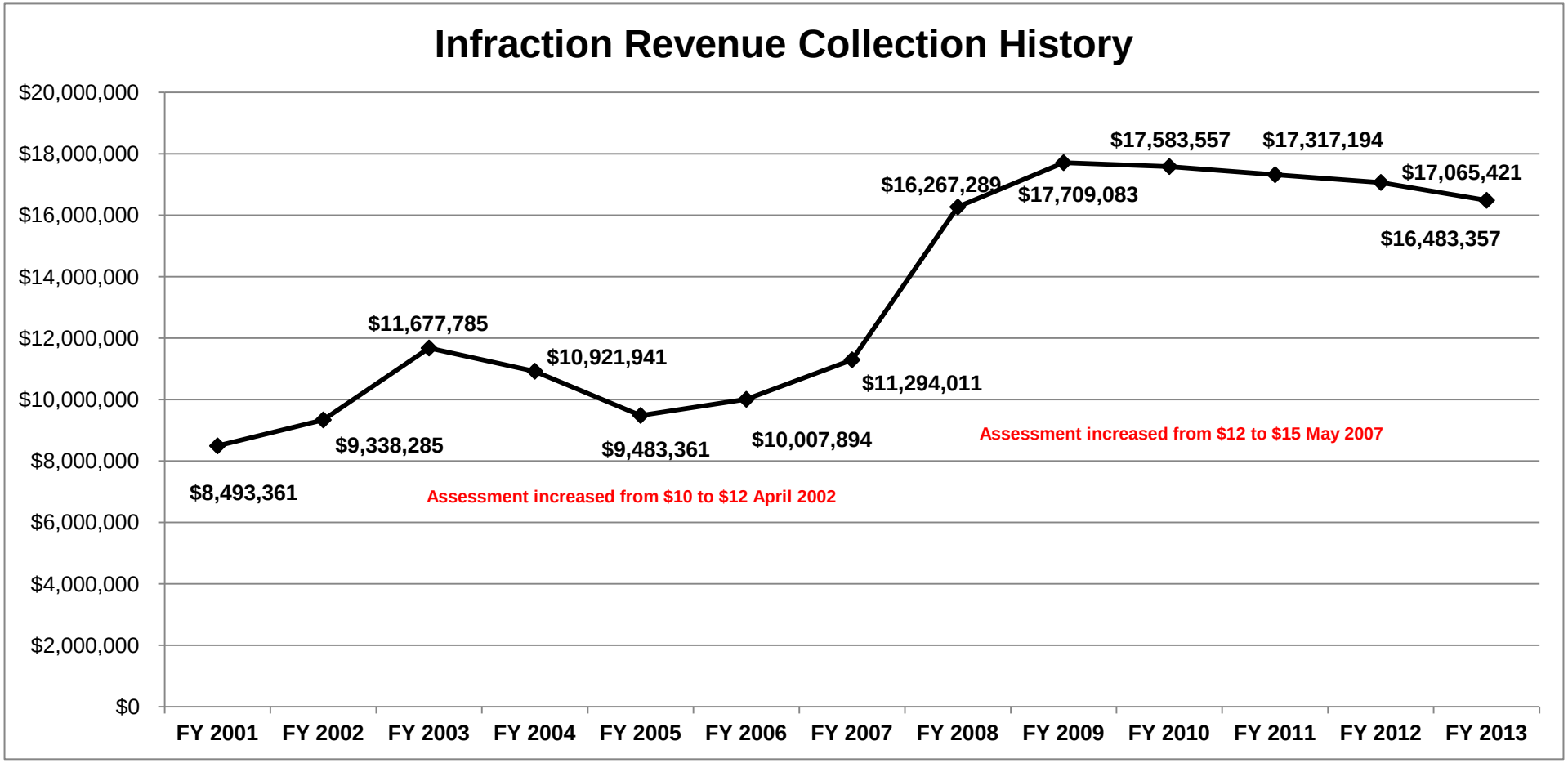
Infraction Revenue Collection History
$20,000,000
$18,000,000
$16,000,000
$14,000,000
$12,000,000
$10,000,000
$8,000,000
$6,000,000
$4,000,000
$2,000,000
$0
$8,493,361
$9,338,285
$11,677,785
$10,921,941
$9,483,361
$10,007,894
$11,294,011
$16,267,289
$17,709,083
$17,583,557
$17,317,194
$17,065,421
$16,483,357
Assessment increased from $10 to $12 April 2002
Assessment increased from $12 to $15 May 2007
FY 2001
FY 2002
FY 2003
FY 2004
FY 2005
FY 2006
FY 2007
FY 2008
FY 2009
FY 2010
FY 2011
FY 2012
FY 2013